

# FUSION + TABLEAU

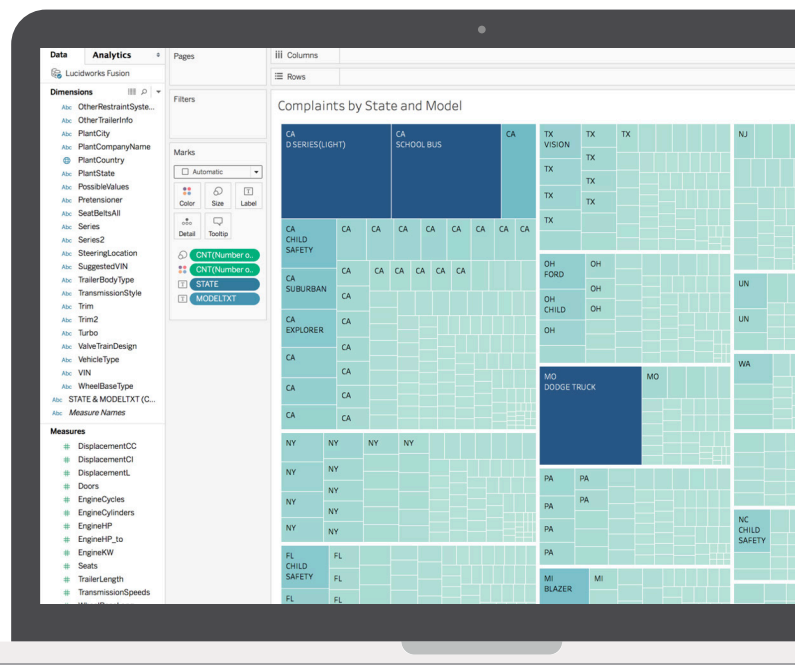


## Get the most out of the popular BI & analytics platform with Lucidworks Fusion

We are fast approaching the “last mile” on the road to business intelligence nirvana. When you and your team can access and analyze all your organization’s data sets flexibly and efficiently. When the union of your big data stack and your BI tools will result in a constant stream of discoveries and actionable insights. When your team will deliver more of those fabled “aha!” moments quicker and with a higher degree of confidence.

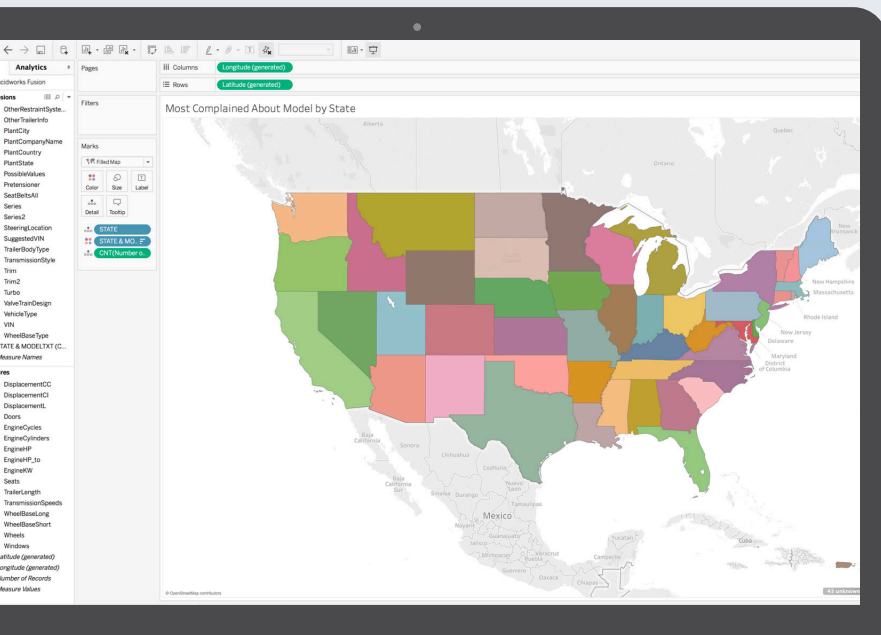
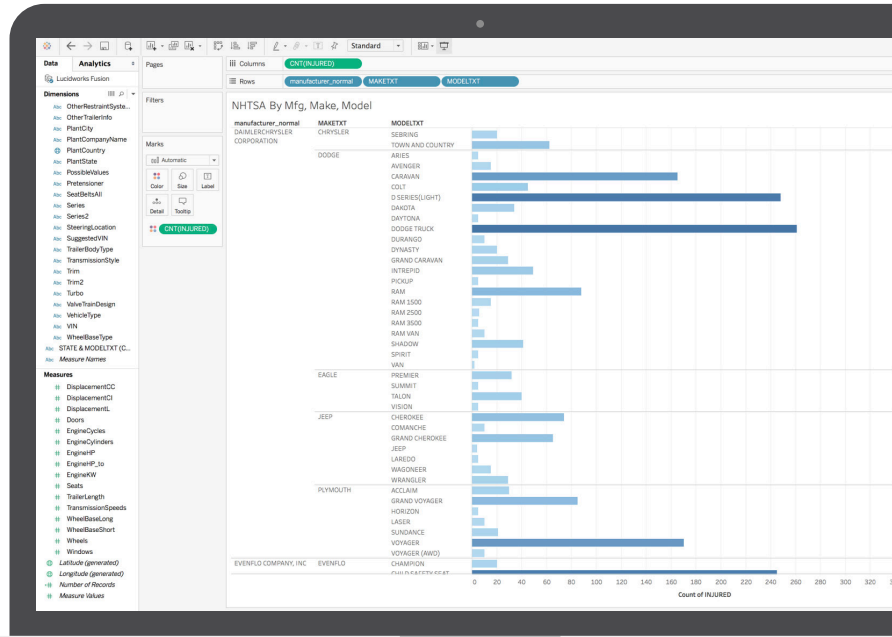
### Search is the Key

Using a traditional relational database for reporting gets more expensive as data volumes grow, resulting in runaway hardware and licensing costs. Tableau users are increasingly turning to search as the ultimate source for “self-serve” BI. Fusion produces deeper understandings of large sets of structured data—and the ever-increasing deluge of unstructured data. This will ensure you get a higher ROI out of your big data investment and can make the case for continued commitment to BI talent and systems. Your team can focus on strategic insights—instead of being just “data janitors.”



## Smart Data Discovery

Fusion ships with over 50 data connectors and sophisticated ETL tools that enrich Tableau's ability to analyze and report on complex data types so you can access your data wherever it lives. Automatically parse file types into an appropriate tabular representation for querying without requiring users to perform up-front data modeling. Index and process data and documents of all types and formats including free text, numerical, spatial, and custom types. Perform on-the-fly application of classification and machine learning models across a variety of data sources. Create cross-joins between data sets for deeper insights and enriched reporting. Fusion's architecture scales both horizontally across servers and linearly with data volumes.



# Tell Stories With Data

Tableau's strength is building narratives from data to tell a compelling story. With Fusion's built-in machine learning features for clustering, classification, and recommendations, you can execute advanced data reporting and exploration. SQL connectivity so Fusion works with the tools you already have—and the commands you already know. Visualizations become clearer, charts and graphs are sharper, and trendlines take the reader on a journey. Fusion also exposes search engine capabilities including relevancy ranking, joining and correlation of documents, fuzzy free-text search, and even graph traversals across relationships.

## Try It Today

To get started with Fusion, contact us today at [lucidworks.com/contact](https://lucidworks.com/contact) or call 415-329-6515.